

**Standard Specifications**

- Housing** 766, 767 Bronze Die-Cast Aluminum  
769 Die-Cast Aluminum (Specify Finish)
- Lens** 766, 767 High Impact Clear Prismatic Polycarbonate  
769 Vandal Resistant Polycarbonate Lens
- Ballast** *i* 120 Volt/60Hz Magnetic NPF  
769 *ii* 120 Volt/60Hz Electronic NPF  
*iii* 120/277 Volt 50/60Hz Electronic HPF  
**Fluorescent Cold Weather Start (-30°C)**  
*iv* 120 Volt Reactor Magnetic NPF  
*vi* 120/208/240/277 Volt CWA Magnetic HPF
- Lamp(s) Included** NOTE: All metal halide fixtures are IESA [pulse start] compliant
- UL Label** 766, 767 †Wet Location Listed (Ceiling Mount)  
766, 767 Damp Location Listed (Wall Mount)  
769 †Wet Location



**766/767 Series**



**769 Series**



**Custom Option Specifications**

- Hb** 766, 767 High Power Factor
- PE** Photocell (120 Volt Only)
- PE2** Photocell (208-277 Volt Only)
- SH** 766, 767 Shield (Wall Mount Only)
- EMB1** Emergency Ballast (5.25" OAD)
- EMB2** Remote Emergency Ballast
- 27K** 27K Bulb
- 35K** 35K Bulb
- 41K** 41K Bulb
- 50K** 50K Bulb
- 65K** 65K Bulb
- NL** No Lamps

WALL MOUNT



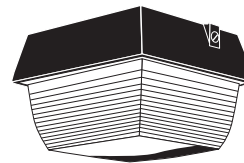
CEILING MOUNT



ROUND

**Replacement Parts**

- LENS-7669** Replacement Small Clear Lens
- LENS-7679** Replacement Large Clear Lens
- LENS-7689** Replacement Polycarbonate Lens



**Custom Option**



**767**  
(SH) Shield  
Wall Mount Only

**76693B**

Height 7.375"  
Width 9.0"  
Depth 9.0"

**76793B**

Height 9.25"  
Width 12.5"  
Depth 12.5"

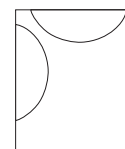
**76993B**

Diameter 15.0"  
Depth 11.25"

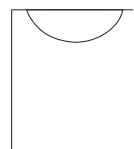
**Available Finishes**



Wall or Ceiling



Ceiling



Product Family	Lens Type	Finish	Wattage	Options*
<p><b>766</b> - Small</p> <p><b>767</b> - Large</p> <p><b>769</b> - Round</p>	<p><b>9</b></p> <p>9 - Clear Prismatic Polycarbonate</p>	<p><b>3B</b></p> <p>766/767 3B - Bronze Die-Cast Aluminum</p> <p>769 1 - White 3B - Bronze</p>	<p>766/767/769</p> <p>26 - (2) 13 Watt Twin Tube (i) † 26QE - (1) 26 Watt Quad (iii) † 32TT - (1) 32 Watt Triple Tube (iii) † 36QE - (2) 18 Watt Quad (ii) † 42TT - (1) 42 Watt Triple Tube (iii) † 50H - (1) 50 Watt HPS (MED) (iv) † 50M - (1) 50 Watt MH (MED) (vi) † 70H - (1) 70 Watt HPS (MED) (iv) † 70M - (1) 70 Watt MH (MED) (vi) † 213QE - (2) 13 Watt Quad (ii) †</p> <p>767/769</p> <p>84TT - (2) 42 Watt Triple Tube (iii) † 100H - (1) 100 Watt HPS (MED BASE) (iv) † 100M - (1) 100 Watt MH (MED BASE) (vi) † 150H - (1) 150 Watt HPS (MED BASE) (iv) † 150M - (1) 150 Watt MH (MED BASE) (vi) † 175M - (1) 175 Watt MH (MED BASE) (vi) †</p>	<p>Hb - High Power Factor</p> <p>PE - Photocell (120V Only)</p> <p>PE2 - Photocell (208-277V)</p> <p>EMB1 - Emergency Ballast* (CFL Only)</p> <p>EMB2 - Remote Emergency Ballast*</p> <p>DIM - Dimming Ballast*</p> <p>277 - 277 Volt Ballast*</p> <p>767</p> <p>SH - Shield</p>

\*Not available in all wattages, please call factory.  
†Additional lead times may apply.