

Standard Specifications

Housing Finished Cold Rolled Steel
Lens UV Stabilized Acrylic (Specify Color)
Ballast i 120 Volt/60Hz Magnetic NPF
 ii 120 Volt/60Hz Electronic NPF
 iii 120/277 Volt-50/60Hz Electronic HPF
Fluorescent Cold Weather Start (-30°C)

Lamp(s) Lamp(s) Not Included (T8)
Lamp(s) Lamp(s) Included (CFL only)
UL Label Damp Location Listed

54412 Series

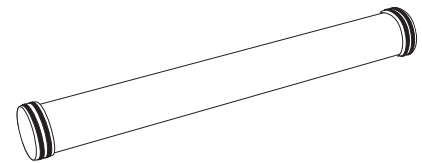
Marble/White/Chrome




Custom Option Specifications

Hb High Power Factor
277 277V/60Hz (High Power Factor Ballast)
Cx Custom Wattage
ES Energy Star
277 277 Volts*
DIM Dimming Ballast*
EMB2 Remote Emergency Ballast
27K 27K Bulb
35K 35K Bulb
41K 41K Bulb
50K 50K Bulb
65K 65K Bulb
NL No Lamps

Lens Configurations

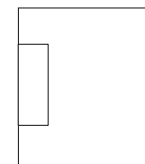


Available End Cap Lens



New!

Wall



Wattage
213QE, 36QE, 52QE

Length 19.0"
 Width 4.75"
 ♂Depth 4.0"

Wattage
34Z

Length 25.0"
 Width 4.75"
 ♂Depth 4.0"

Wattage
50Z

Length 37.625"
 Width 4.75"
 ♂Depth 4.0"

Wattage
64Z

Length 49.625"
 Width 4.75"
 ♂Depth 4.0"

Product Family	Lens Type	Finish	Wattage	Options*
544				
544	1 - White Smooth Acrylic Diffuser 6 - Frosted Ribbed Acrylic Diffuser	2 - Marble End Caps Chrome Accents 4 - Verde End Caps Brass Accents 5 - Black End Caps Chrome Accents 8 - Marble End Caps Brass Accents	18 - (2) 9 Watt Twin Tube (ii) 26 - (2) 13 Watt Twin Tube (i) 36QE - (2) 18 Watt Quad (ii) 52QE - (2) 26 Watt Quad (iii) 213QE - (2) 13 Watt Quad (ii) 34Z - (2) 17 Watt (T-8) Elec (ii) 50Z - (2) 25 Watt (T-8) Elec (ii) 64Z - (2) 32 Watt (T-8) Elec (ii)	ES - Energy Star* EMB2 - Remote Emergency Ballast DIM - Dimming Ballast* 277 - 277 Volts*

*Not available in all wattages, please call factory.
 †Additional lead times may apply.

♂-ADA Compliant