


**51060 Series**



Polished Brass



**51061 Series**



Gloss White

**Standard Specifications**

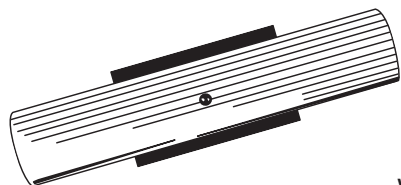
<b>Housing</b>	Corrosion Resistant Aluminum
<b>Lens</b>	UV Stabilized Frosted Fluted Acrylic
<b>Ballast</b>	<i>i</i> 120 Volt/60Hz Magnetic NPF <i>ii</i> 120 Volt/60Hz Electronic NPF
<b>Lamp(s)</b>	Lamp(s) Included
<b>UL Label</b>	Damp Location Listed

**Custom Option Specifications**

<b>Hb</b>	High Power Factor (120 Volt Only)
<b>277</b>	Call Factory
<b>FF</b>	Flicker Free 13W (27K) Lamp(s)
<b>BE</b>	Brass End Accents
<b>WE</b>	White End Accents
<b>CO</b>	Convenience Outlet
<b>PCH</b>	Pull Chain
<b>Cx</b>	Custom Wattage
<b>ES</b>	Energy Star
<b>27K</b>	27K Bulb
<b>35K</b>	35K Bulb
<b>41K</b>	41K Bulb
<b>50K</b>	50K Bulb
<b>65K</b>	65K Bulb
<b>NL</b>	No Lamps

**Replacement Parts**


**LENS-5106** | Replacement Frosted Lens



Wall

Length 17.75"  
Width 4.625"  
Depth 5.0"

**Available Finishes**



Product Family	Lens Type	Finish	Wattage	Options*
<b>510</b>	<b>6</b>			
510	6 - Frosted Ribbed Acrylic	0 - Brass Plated Steel 1 - White 3 - Brushed Rust 7 - Ultra Chromet	18 - (2) 9 Watt Twin Tube (i) 26 - (2) 13 Watt Twin Tube (i) 213QE - (2) 13 Watt Quad (ii) 36QE - (2) 18 Watt Quad (ii)	Hb - High Power Factor Ballast FF - Flicker Free* BE - Brass End Accents WE - White End Accents CO - Convenience Outlet PCH - Pull Chain ES - Energy Star* (Indoor Only)