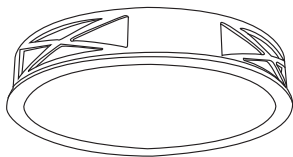


Decorative

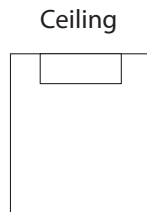
123 Series
New!



-5
Black



Diameter 14.75"
Depth 3.50"



Standard Specifications

| | |
|----------|--|
| Housing | White Enamel Steel Housing |
| Trim | ABF Molded Trim (Specify Finish) |
| Lens | White Acrylic |
| Ballast | i 120 Volt/60Hz Magnetic NPF ii 120 Volt/60Hz Electronic NPF iii 120/277 Volt-50/60Hz Electronic HPF Fluorescent Cold Weather Start (-30°C) |
| Lamp(s) | Lamp(s) Included |
| UL Label | Damp Location |

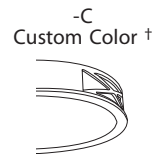

Custom Option Specifications

| | |
|------|--------------------------------|
| Hb | High Power Factor |
| FF | Flicker Free 13W (27K) Lamp(s) |
| Cx | Custom Wattage (Call Factory) |
| ES | Energy Star |
| 277 | 277 Volts* |
| DIM | Dimming Ballast* |
| EMB1 | Emergency Ballast (5.25" OAD) |
| EMB2 | Remote Emergency Ballast |
| 27K | 27K Bulb |
| 35K | 35K Bulb |
| 41K | 41K Bulb |
| 50K | 50K Bulb |
| 65K | 65K Bulb |
| NL | No Lamps |

Replacement Parts

LENS-123 | Replacement White Lens

Available Finishes



| Product Family | Lens Type | Finish | Wattage | Options* |
|----------------|-------------------|---|--|---|
| 123 | 1 | | | |
| 123 | 1 - White Acrylic | 3 - Brushed Rust † 4 - Brushed Verde † 5 - Black C - Custom Finish † | 9 - (1) 9 Watt Twin Tube (i) 13 - (1) 13 Watt Twin Tube (i) 13QE - (1) 13 Watt Quad (ii) 18 - (2) 9 Watt Twin Tube (i) 18QE - (1) 18 Watt Quad (ii) 26 - (2) 13 Watt Twin Tube (i) 26QE - (1) 26 Watt Quad (iii) 213QE - (2) 13 Watt Quad (ii) 32TT - (1) 32 Watt Triple (iii) 36QE - (2) 18 Watt Quad (ii) 39 - (3) 13 Watt Twin (i) 39QE - (3) 13 Watt Quad (ii) 42TT - (1) 42 Watt Triple (iii) 52QE - (2) 26 Watt Quad (iii) 64TT - (2) 32 Watt Triple (iii) | Hb - High Power Factor* FF - Flicker Free Lamps* ES - Energy Star* (Indoor or Outdoor) (Please Specify) EMB1 - Emergency Ballast* EMB2 - Remote Emergency Ballast* DIM - Dimming Ballast* 277 - 277 Volt Ballast* |